

14118 Stowe Drive, Suite B | Poway, CA 92064
 TEL: (858) 621-2700 | FAX: (858) 486-1927
 URL: www.zcomm.com
 EMAIL: applications@zcomm.com

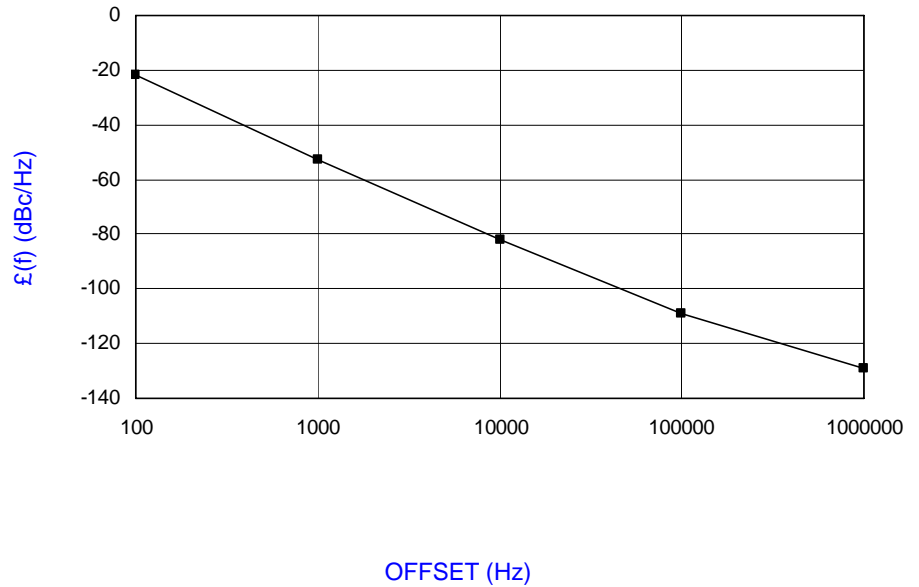
**Voltage-Controlled Oscillator
 Surface Mount Module**

Applications

- Microwave Radios
- Satellite Communications
- Direct Broadcast

Application Notes

- AN-101: Mounting and Grounding
- AN-102: Output Loading
- AN-107: Manual Soldering



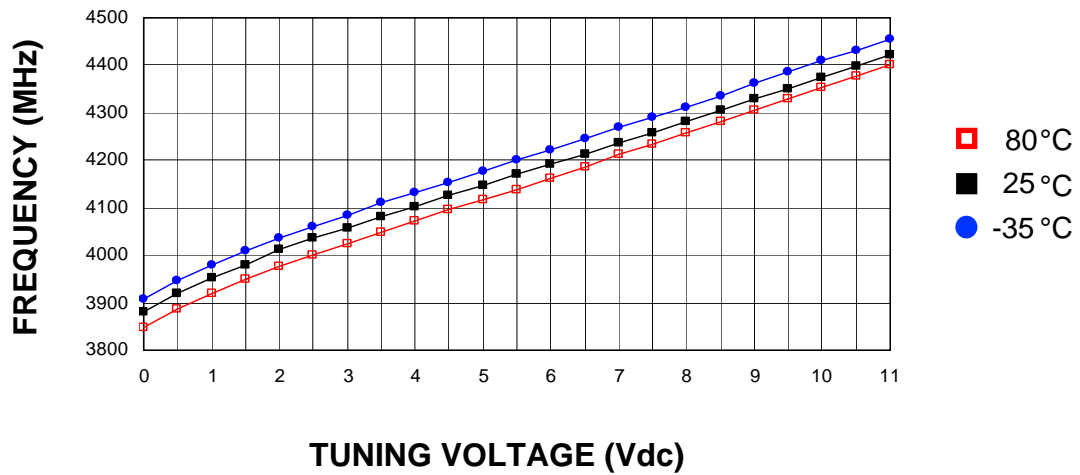
Performance Specifications	Min	Typ	Max	Units
Oscillation Frequency Range	4020		4330	MHz
Phase Noise @ 10 kHz offset (1 Hz BW)		-86		dBc/Hz
Harmonic Suppression (2nd)		-27	-25	dBc
Tuning Voltage	1.5		11	Vdc
Tuning Sensitivity (avg.)		46		MHz/V
Power Output	-2	1	4	dBm
Load Impedance		50		Ω
Input Capacitance			25	pF
Pushing			8	MHz/V
Pulling (14 dB Return Loss, Any Phase)			12	MHz
Operating Temperature Range	-35		80	$^{\circ}\text{C}$
Package Style	MINI-14S-L			

Power Supply Requirements	Min	Typ	Max	Units
Supply Voltage (Vcc, nom.)		5		Vdc
Supply Current (Icc)		26	30	mA

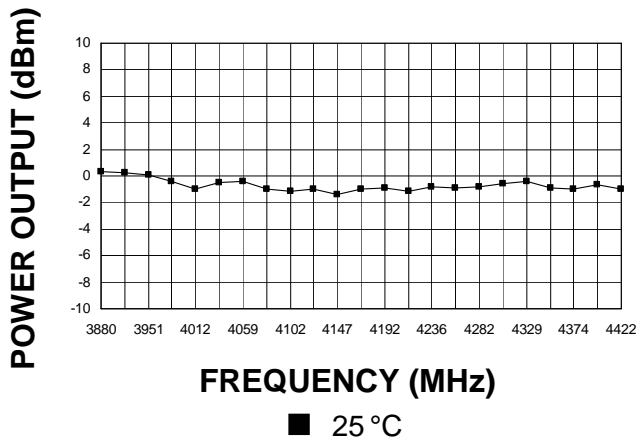
Additional Notes

Phase Noise @ 100 kHz offset (1 Hz BW, typ.): -109 dBc/Hz

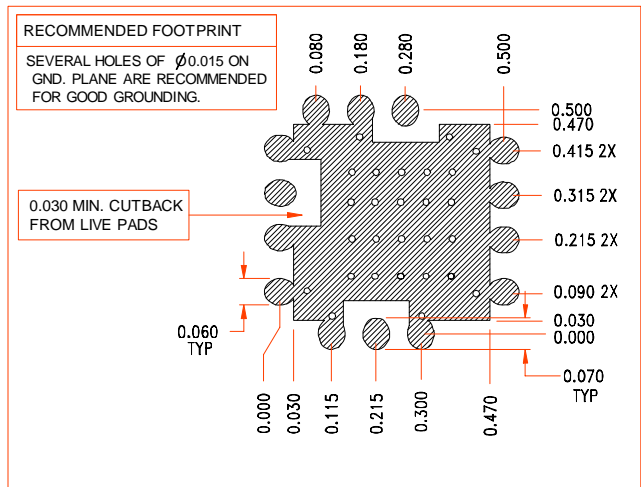
Tuning Curve, typ.



Power Curve, typ.



Footprint



Physical Dimensions



LFSuffix = RoHS Compliant. All specifications are subject to change without notice.